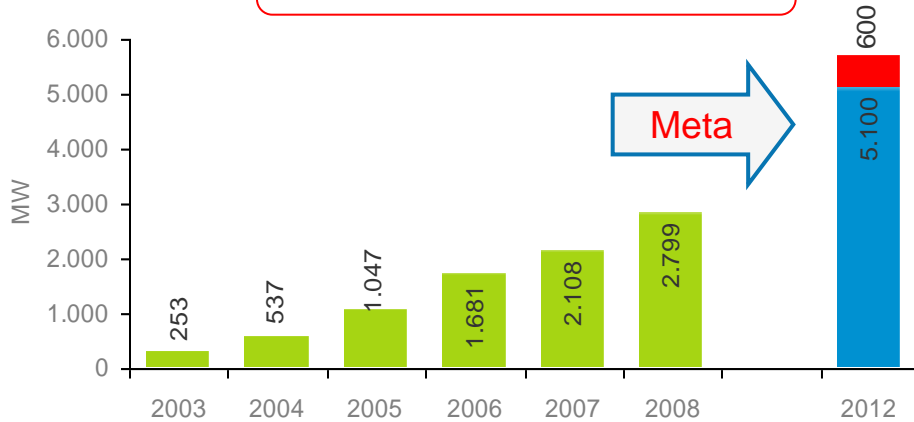


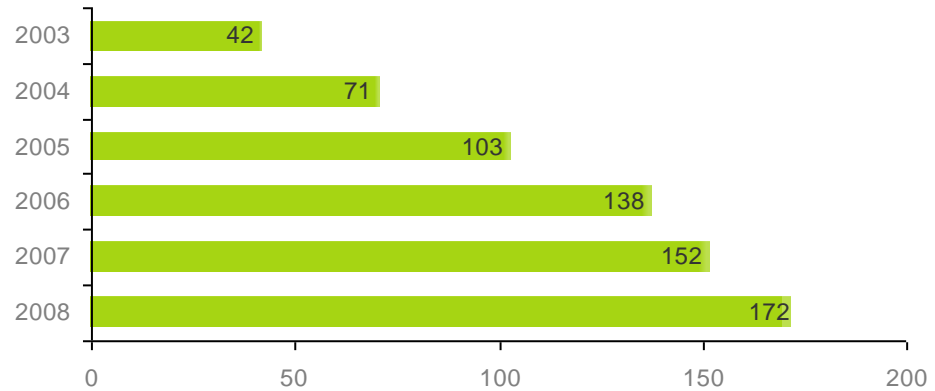
Renewable Energy in Portugal

Focus on Wind Power

Installed Power



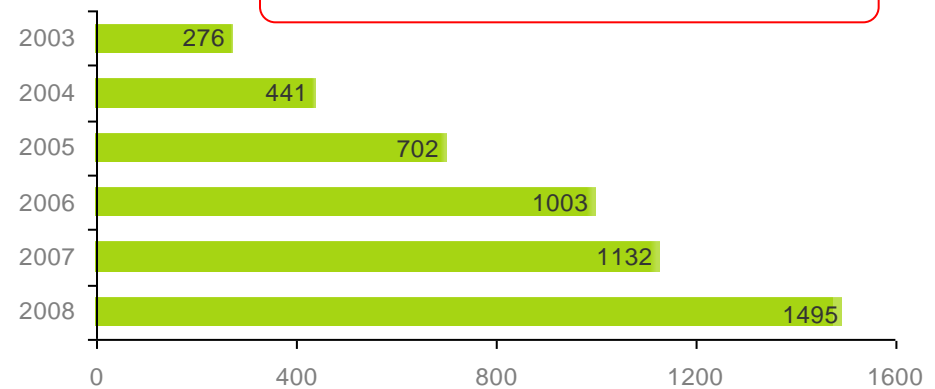
Number of installed parks



Average annual increases 2003-2008:

- 65.2% in installed power
- 34.3% number of parks
- 41.4% number of aero-generators
- 22.3% average power of the parks
- 16.7% power of installed aero-generators
- 15.8% annual power of the installed aero-generators

Number of installed aero-generators



Renewable Energies in Portugal

Energy production accessible to all

Micro-production Statistics – from April 2008 to February 2009:

	Already Registered		Registrations Paid		With requests for inspection	
	Quantity	Power Kw	Quantity	Power Kw	Quantity	Power Kw
Government subsidised scheme	7,338	25,294	3,378	11,792	1,438	5,006
General scheme	61	233	4	20	-	-
Total	7,399	25,527	3,382	11,812	1,438	5,006

Note: Registration Paid = Already Registered – refused by Sistema de Registro de Microprodução for not complying with the requisites or non payment of taxes

Source: www.renovaveisnagora.pt